
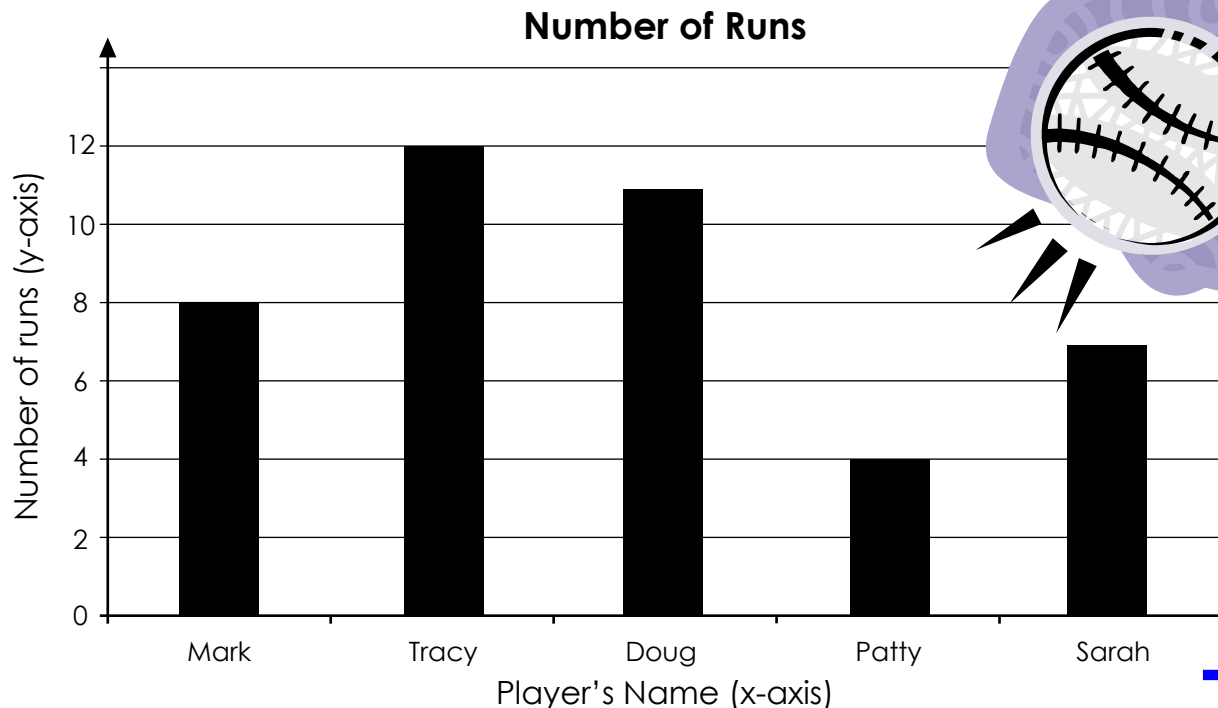


Name: Diane

Baseball Bar Graph

The school baseball team keeps track of how many runs each player gets. Use the graph below to answer the questions.

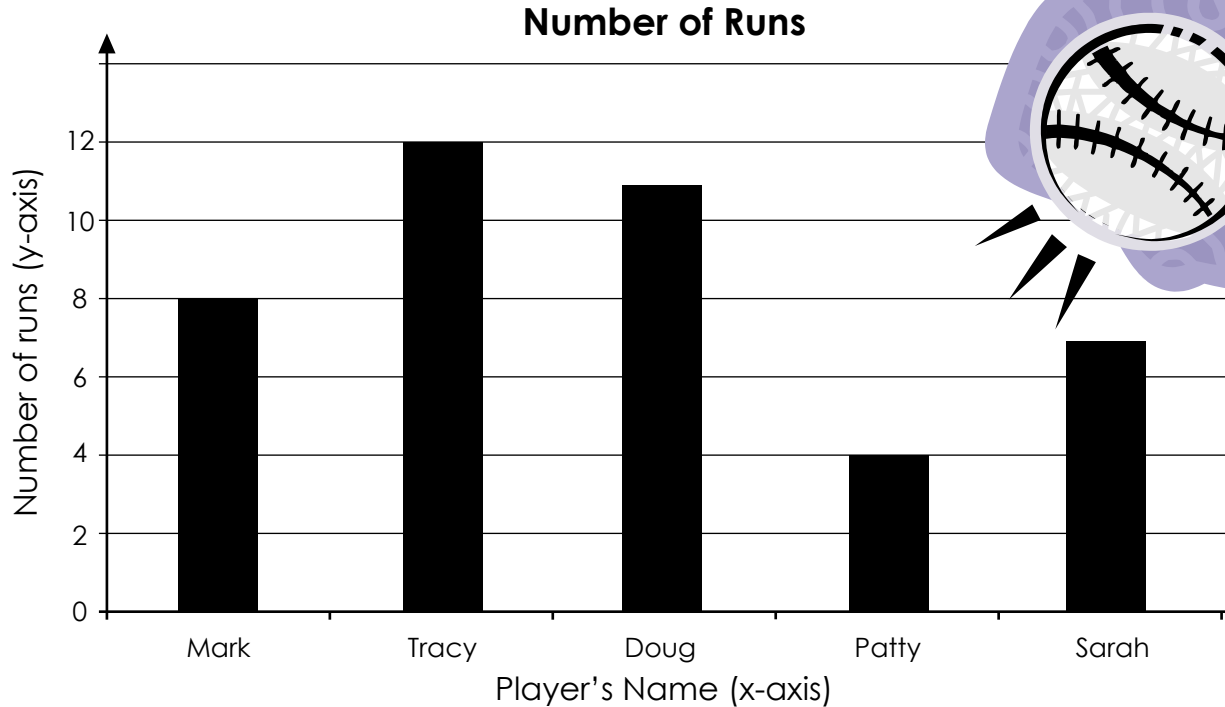


- How many runs did Sarah have? 1. 7
- How many runs did the player with the most runs have? 2. 12
- How many more runs did Doug have than Sarah? 3. _____
- How many fewer runs did Mark have than Tracy? 4. _____
- How many runs did Mark and Patty have? 5. _____
- Who has more runs: Mark and Doug or Tracy and Patty? 6. _____
- Which two players' runs added together are less than Tracy's? 7. _____
- Jose scores five more runs than Tracy. How many runs did he score? 8. _____
- List the players in order, from fewest runs to most runs. 9. _____

ANSWER KEY

Baseball Bar Graph

The school baseball team keeps track of how many runs each player gets. Use the graph below to answer the questions.



- How many runs did Sarah have? 1. 7
- How many runs did the player with the most runs have? 2. 12
- How many more runs did Doug have than Sarah? 3. 4
- How many fewer runs did Mark have than Tracy? 4. 4
- How many runs did Mark and Patty have? 5. 12
- Who has more runs: Mark and Doug or Tracy and Patty? 6. Mark and Doug
- Which two players' runs added together are less than Tracy's? 7. Patty and Sarah
- Jose scores five more runs than Tracy. How many runs did he score? 8. 17
- List the players in order, from fewest runs to most runs.

Patty, Sarah, Mark, Doug, Tracy